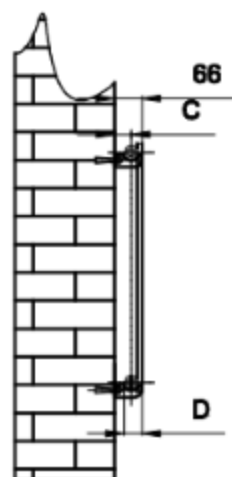
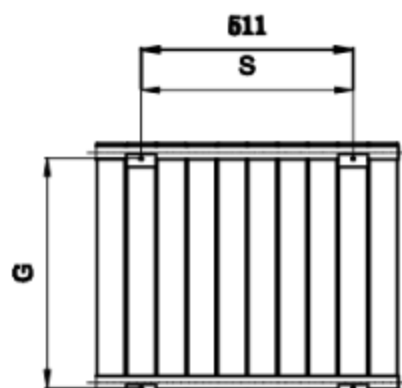


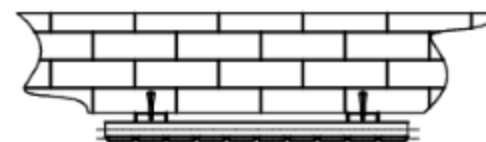
Front View



Side View



Back View



Top view

Supplied Installation Accessories

→ X4 — X8 ○ X2

👉 X4 ● X1 ○ X1

- Vertical Mounting
- Optional Colour Selection
- Max Operational Pressure: 6 Bars
- Inlet/Outlet 1/2" Female Pipe Thread
- All Dimensions are in mm

Product Code	Product Name	pipe number	Height	Width	Thickness	hanger Axes Horizontal	hanger Axes vertical	Wall to pipe center distance	Empty Weight	Water volume
			H	W	D	S	G	C	-	-
			mm	mm	mm	mm	mm	mm	mm	kg
RND-FL08A	FLAT	6	600	440	46	219	555	40	7.6	2.8
RND-FL08A	FLAT	8	600	588	46	365	555	40	10.2	3.7
RND-FL11A	FLAT	11	600	810	46	584	555	40	13.9	5.1
RND-FL14A	FLAT	14	600	1032	46	803	555	40	17.6	6.5
RND-FL17A	FLAT	17	600	1254	46	1022	555	40	21.5	7.9
RND-FL19A	FLAT	19	600	1402	46	1168	555	40	24.7	8.8